

# Tech Mahindra Foundation

## Impact Assessment

## Management Report

July 2018



# Content


Education

Employment



# Education

- Arise
- Arise +
- Shikshaantar



# Coverage

## Arise and Arise+

S.No.	Model	Partner NGO	Location	Class 2	Class 3	Class 4	Class 5	Class 6-10	Total
1	Arise	NSM & URMEE	Pune	39	59	57	42	95	292
2	Arise	Jeevodaya	Bangalore	12	14	7	10	53	96
3	Arise	Control Group	Bangalore	10	5	7	8	-	30
4	Arise	ANAWA Trust	NCR	19	19	18	22	41	119
5	Arise +	NFBM	Pune	-	-	-	-	35	35
6	Arise +	NDS	NCR	9	7	9	5	17	47
7	Arise +	Control Group	NCR	5	5	7	4	6	27
<b>Total</b>				<b>94</b>	<b>109</b>	<b>105</b>	<b>91</b>	<b>247</b>	<b>646</b>

## Shikshaantar

S. No.	Partner NGO	Location	No. of Teachers
1	Grammangal	Pune	34
2	Dhwani Trust	Bengaluru	12
<b>Total</b>			<b>46</b>

## ARISE

Class	Subject	Percentage of students			
		<40%	>=40%	>=75%	100%
2nd	Math	0%	100%	89%	42%
	English	0%	100%	95%	74%
3rd	Math	0%	100%	95%	58%
	English	0%	100%	95%	95%
4th	Math	0%	100%	83%	28%
	English	6%	94%	89%	67%
5th	Math	36%	64%	50%	9%
	English	5%	95%	59%	27%
6th -8th	Math	32%	68%	24%	0%
	English	17%	83%	44%	32%

## NCR

Class	Average Scores		
	Math		English
	Arise	NAS	Arise
2nd	90%	-	94%
3rd	93%	54%	98%
4th	87%	-	91%
5th	63%	44%	74%
6th-8th	55%	-	71%

## ARISE

Class	Subject	Percentage of students			
		<40%	>=40%	>=75%	100%
2nd	Math	0%	100%	64%	23%
	English	5%	95%	92%	74%
3rd	Math	5%	95%	75%	36%
	English	32%	68%	42%	36%
4th	Math	2%	98%	74%	39%
	English	26%	74%	47%	40%
5th	Math	10%	90%	62%	21%
	English	7%	93%	67%	57%
6th -8th	Math	16%	84%	33%	20%
	English	23%	77%	45%	33%

## Pune

Class	Average Scores		
	Math		English
	Arise	NAS	Arise
2nd	81%	-	80%
3rd	83%	65%	60%
4th	84%	-	70%
5th	73%	52%	81%
6th-8th	65%	-	66%

## ARISE

Class	Subject	Percentage of students			
		<40%	>=40%	>=75%	100%
2nd	Math	0%	100%	92%	38%
	English	0%	100%	100%	100%
3rd	Math	14%	86%	71%	21%
	English	0%	100%	100%	100%
4th	Math	0%	100%	100%	57%
	English	0%	100%	100%	100%
5th	Math	10%	90%	70%	30%
	English	0%	100%	80%	40%
6th -8th	Math	2%	98%	70%	15%
	English	0%	100%	98%	85%

## Bengaluru

Class	Average Scores				
	Math			English	
	Arise	Control Group	NAS	Arise	Control Group
2nd	93%	81%	-	100%	98%
3rd	77%	82%	75%	100%	83%
4th	94%	89%	-	100%	98%
5th	76%	69%	67%	85%	90%
6th-8th	79%	-	-	98%	-

## Reading Skills

Grade	Alphabet	Words	Small Sentence	Long Sentence	Small Paragraph	Long Paragraph
2nd	95%	79%	42%	0%	0%	0%
3rd	100%	84%	53%	26%	11%	0%
4th	100%	100%	83%	67%	33%	6%
5th	100%	100%	91%	77%	55%	23%
6th-8th	100%	100%	98%	90%	85%	73%



## Reading Skills

Grade	Alphabet	Words	Small Sentence	Long Sentence	Small Paragraph	Long Paragraph
2nd	90%	38%	0%	0%	0%	0%
3rd	88%	63%	24%	7%	3%	3%
4th	96%	86%	65%	33%	14%	2%
5th	100%	98%	83%	71%	48%	19%
6th-8th	100%	98%	88%	76%	61%	49%

## Reading Skills

Grade	Alphabet	Words	Small Sentence	Long Sentence	Small Paragraph	Long Paragraph
2nd	100%	100%	100%	100%	100%	67%
3rd	100%	100%	100%	100%	100%	79%
4th	100%	100%	100%	100%	100%	86%
5th	100%	100%	100%	100%	100%	90%
6th-8th	100%	100%	100%	100%	100%	98%

## ARISE+

Grade	Subjects	School	Percentage of students			
			<40%	>=40%	>=75%	100%
2nd	Math	NDS	0%	100%	67%	11%
		Control Group	0%	100%	0%	0%
	English	NDS	0%	100%	40%	20%
		Control Group	0%	100%	89%	89%
3rd	Math	NDS	14%	86%	29%	14%
		Control Group	0%	80%	0%	0%
	English	NDS	0%	100%	86%	43%
		Control Group	0%	40%	40%	40%
4th	Math	NDS	11%	89%	89%	0%
		Control Group	14%	86%	29%	0%
	English	NDS	0%	100%	100%	89%
		Control Group	14%	86%	71%	43%
5th	Math	NDS	0%	100%	80%	0%
		Control Group	100%	0%	0%	0%
	English	NDS	20%	80%	60%	20%
		Control Group	50%	50%	0%	0%

## NCR

Grade	School	Average Scores	
		Math	English
2 <sup>nd</sup>	NDS	83%	96%
	Control Group	50%	60%
3 <sup>rd</sup>	NDS	65%	86%
	Control Group	47%	53%
4 <sup>th</sup>	NDS	79%	98%
	Control Group	57%	76%
5 <sup>th</sup>	NDS	75%	73%
	Control Group	19%	33%

## Reading Skills

Grade	School	Alphabet	Words	Small Sentence	Long Sentence	Small Paragraph	Long Paragraph
2nd	NDS	100%	100%	78%	33%	0%	0%
	Control Group	100%	60%	0%	0%	0%	0%
3rd	NDS	100%	100%	43%	14%	0%	0%
	Control Group	100%	100%	0%	0%	0%	0%
4th	NDS	100%	100%	89%	56%	11%	11%
	Control Group	100%	86%	0%	0%	0%	0%
5th	NDS	100%	100%	100%	76%	18%	12%
	Control Group	100%	100%	17%	0%	0%	0%

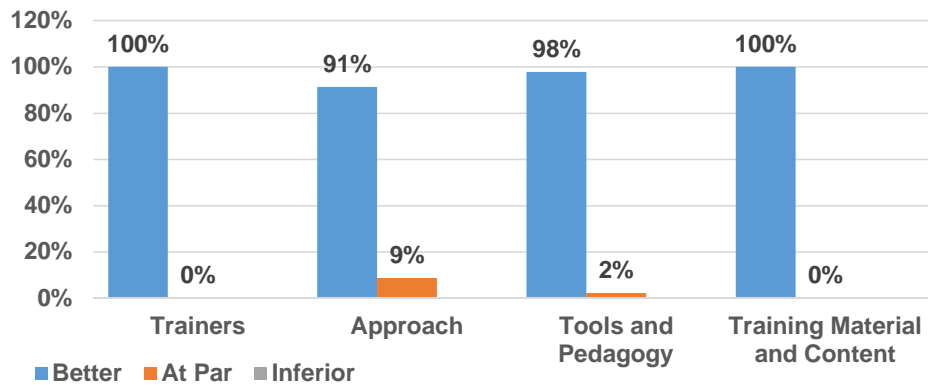
## Mathematics

- Overall **94% of the students** studying in class 6-10 had **learning levels** corresponding to **Level 2 in Mathematics** and about **97% of the students** had **Level 1 learning levels**.
- Around **77% of the girls answered all the questions correctly**, with an **average score of 92%**.

## English

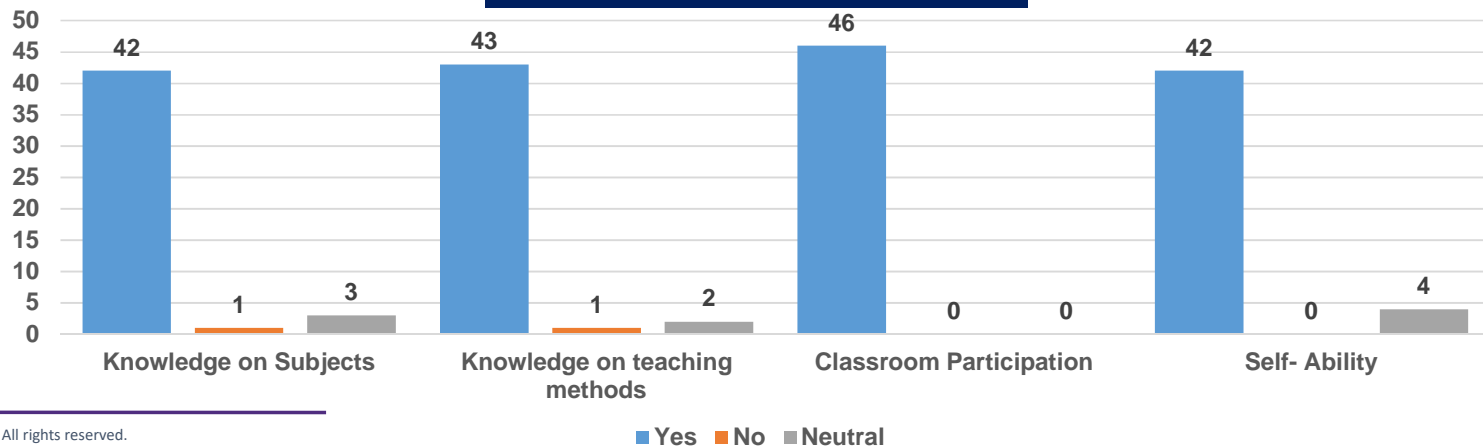
- **97% of the students could identify the alphabets in Braille**, and **91% could identify and read words**.
- Around **51% of the students could read sentences**, i.e. they had learning levels corresponding to **Level 3**.
- Only **23% of the students could read paragraphs** in English.

## Quality of Training



- Almost **all teachers found TMF's teacher training better than other trainings** they have attended in the past covering elements like quality of trainer, focused and structured approach, relevance of tools and pedagogy, and quality of material and content.
- Over **90% feel improvement in their knowledge on subjects** as well as **methods to teach**. Further, they also feel that these trainings have **equipped them better to interact and address student's needs**.
- **100% teachers have witnessed improved participation in classroom** after using new tools and methods.

## Self and Classroom Development



# Employment

- SMART
- SMART +
- SMART - T



# Coverage

## Trainees

Course Name	2014-2015	2015-2016	2016-2017	Total	Planned Sample		Actual Sample		
					%age	Number	Calls Made	Calls Responded	Response Rate
Automobile-Two-wheeler	24	54	50	128	20%	26	112	27	24%
Customer Relationship and Sales	1233	1777	2401	5411	5%	271	1145	275	24%
DTP	0	83	99	182	20%	36	182	12	7%
Electrical Technician	23	47	46	116	20%	23	116	24	21%
Hospitality	337	439	572	1348	10%	135	577	84	15%
ITES-BPO	199	434	615	1248	10%	125	373	125	34%
Lab Assistants	95	0	0	95	50%	48	95	15	16%
Maintenance fitter	26	48	43	117	20%	23	117	14	12%
Pharmacy Assistant	41	0	0	41	50%	21	41	8	20%
<b>Total</b>	<b>1978</b>	<b>2882</b>	<b>3826</b>	<b>8686</b>	<b>8%</b>	<b>707</b>	<b>2758</b>	<b>584</b>	<b>21%</b>

## Employers

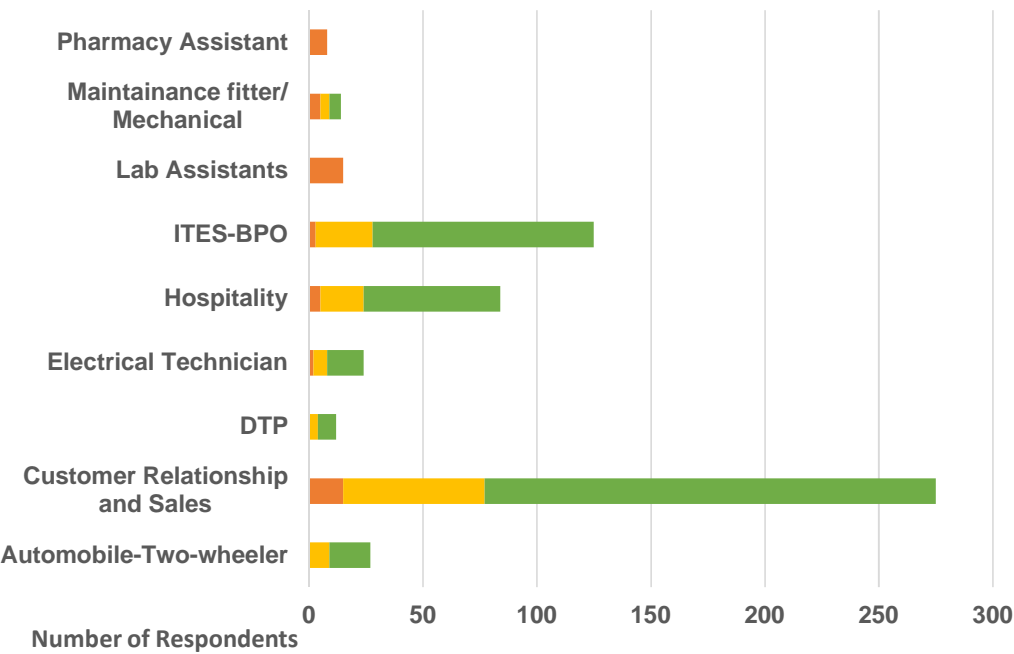
Location	Covered	Location	Covered	Location	Covered
NCR	3	Pune	4	Bengaluru	8
<b>Total</b>					<b>15</b>



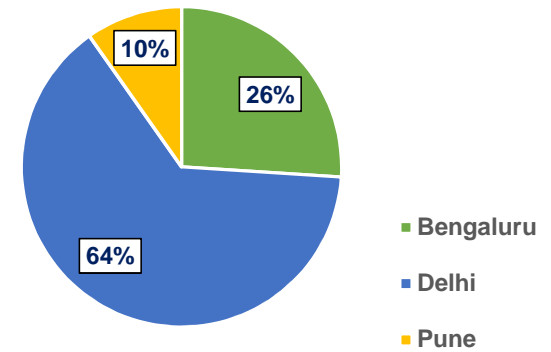
# Demographics

## Course wise coverage

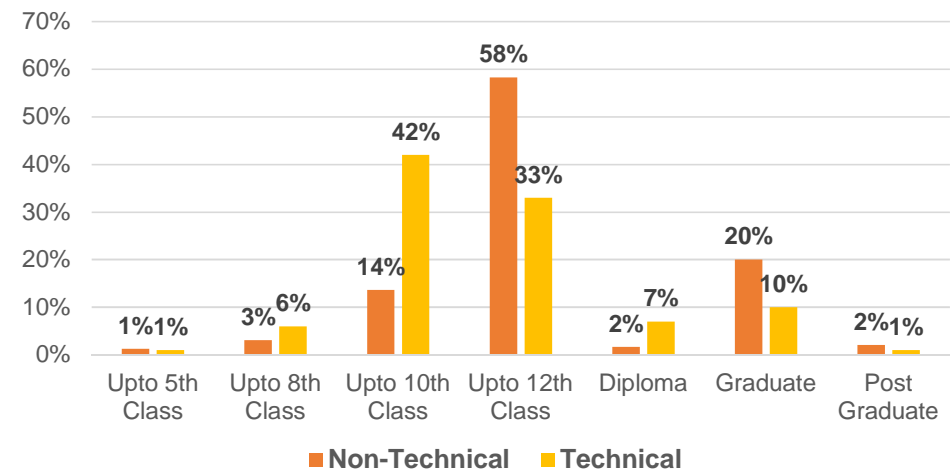
2014-15 2015-16 2016-17



## Geographical Spread

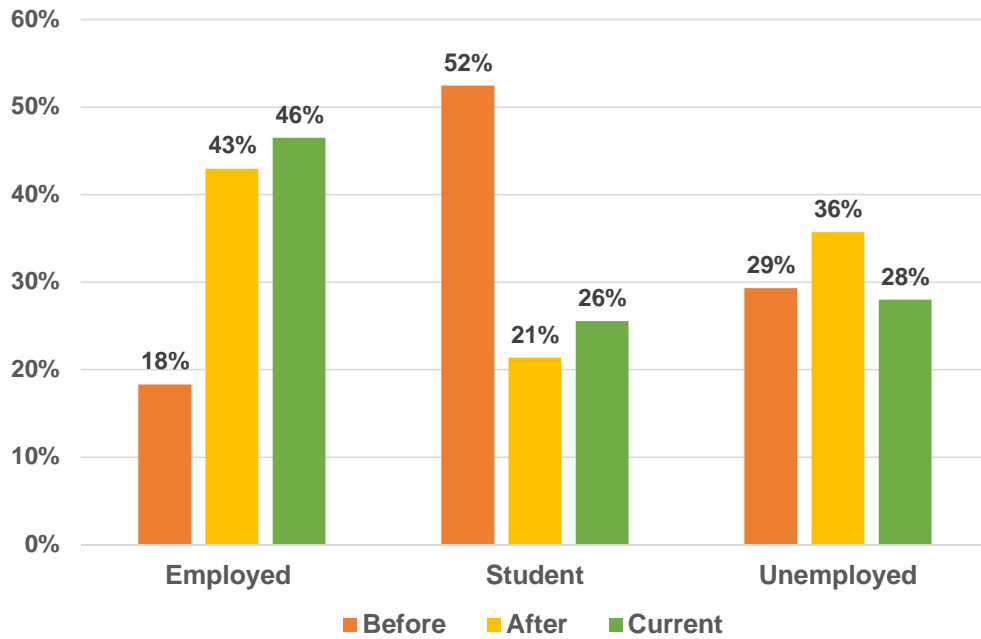


## Educational Qualification

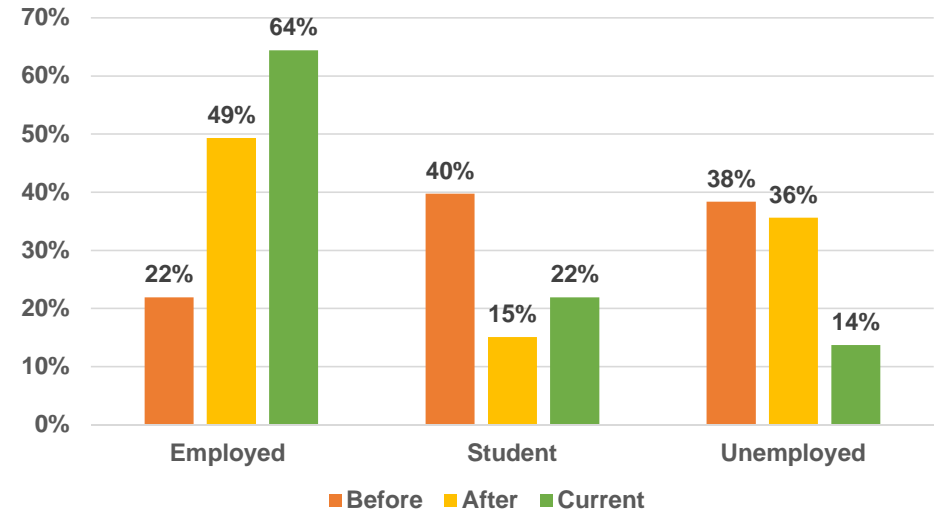


# Employment Status

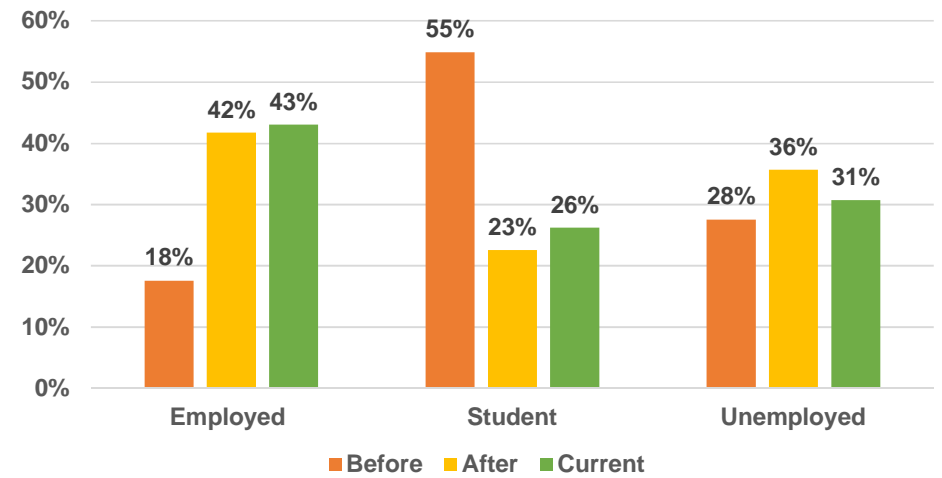
## Overall Status



## Technical Courses

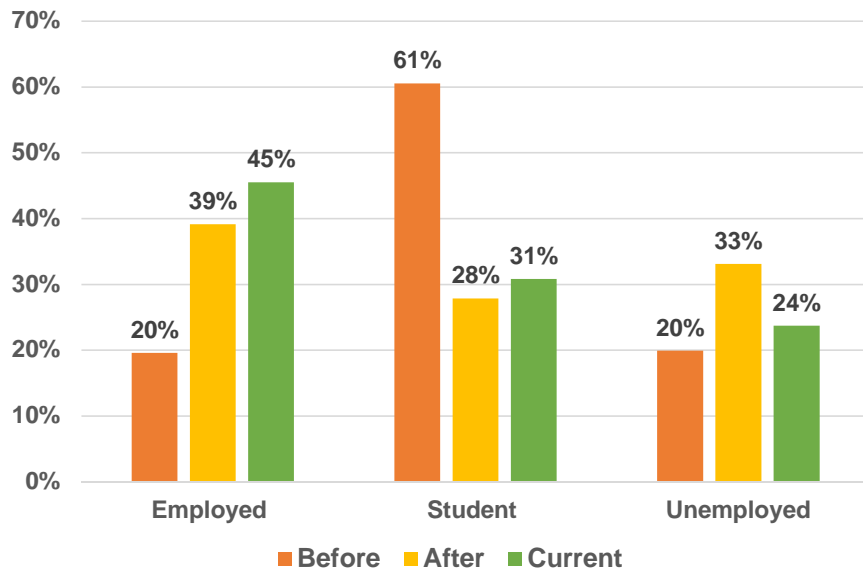


## Non-Technical Courses

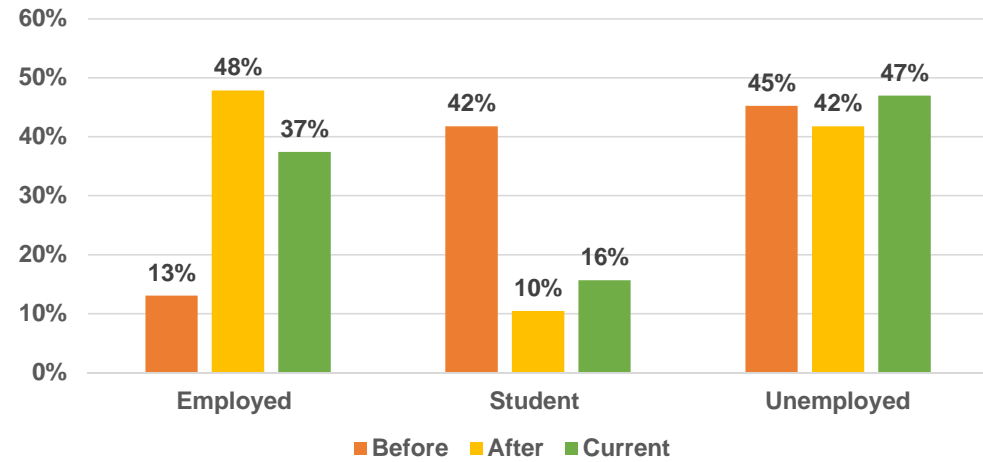


## Employment Status

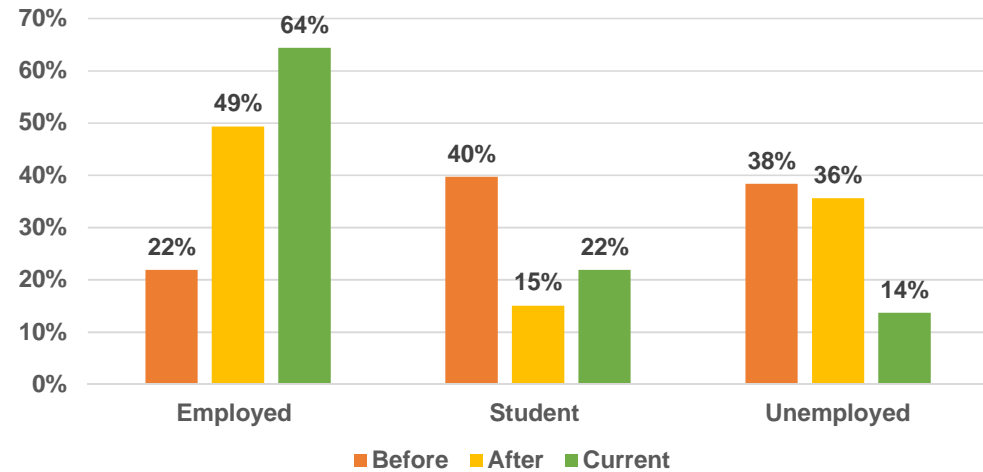
### SMART Status



### SMART + Status

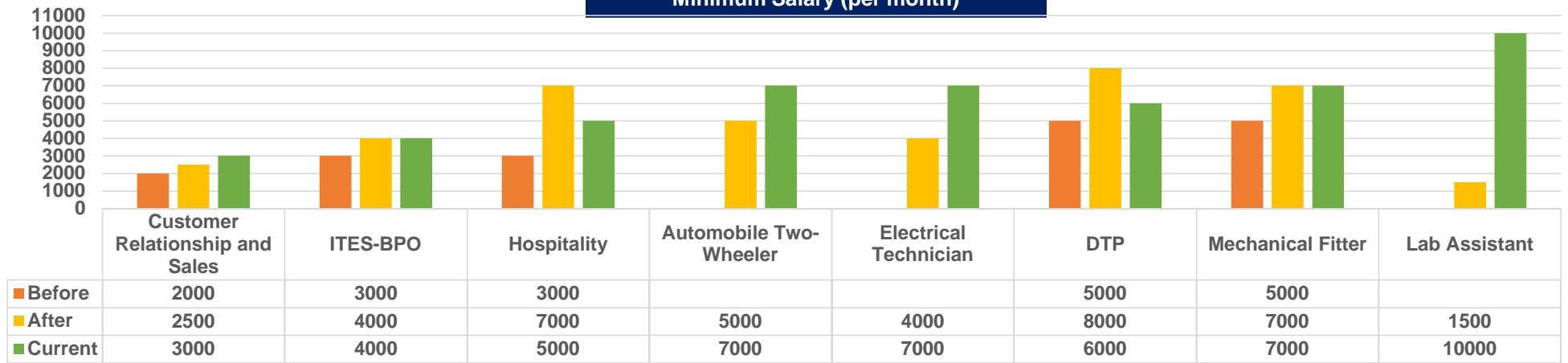


### SMART-T Status

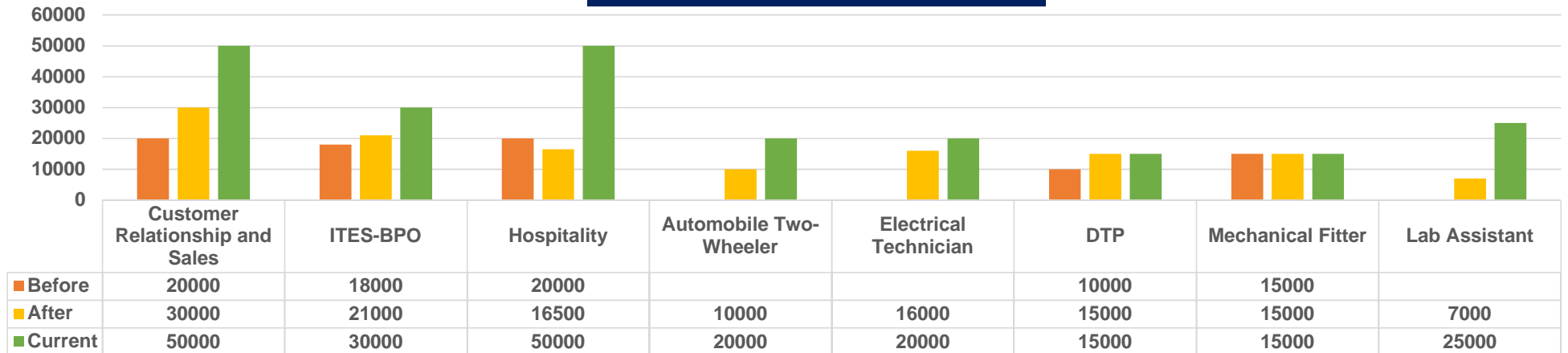


## Income Trends

### Minimum Salary (per month)

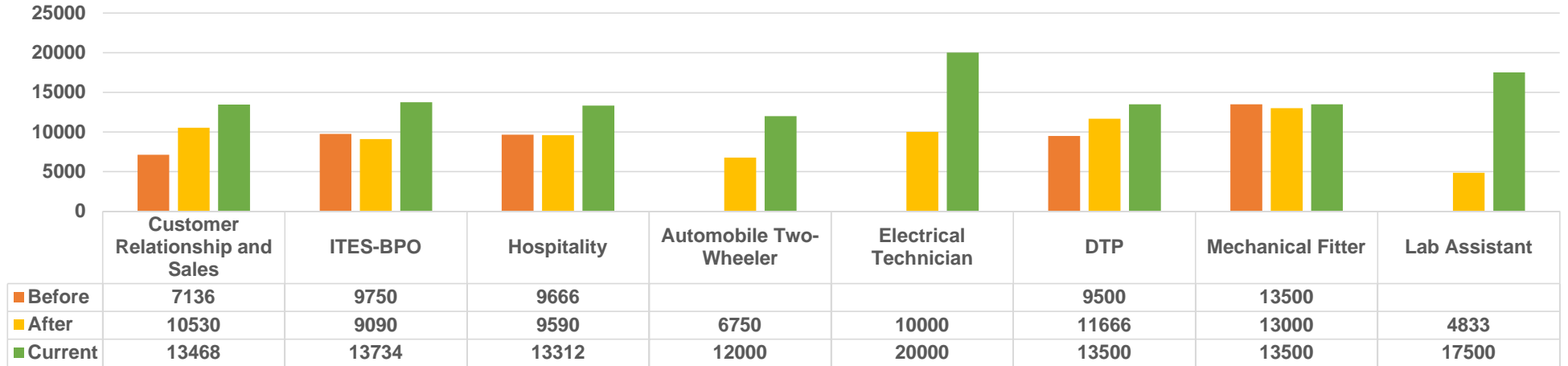


### Maximum Salary (per month)

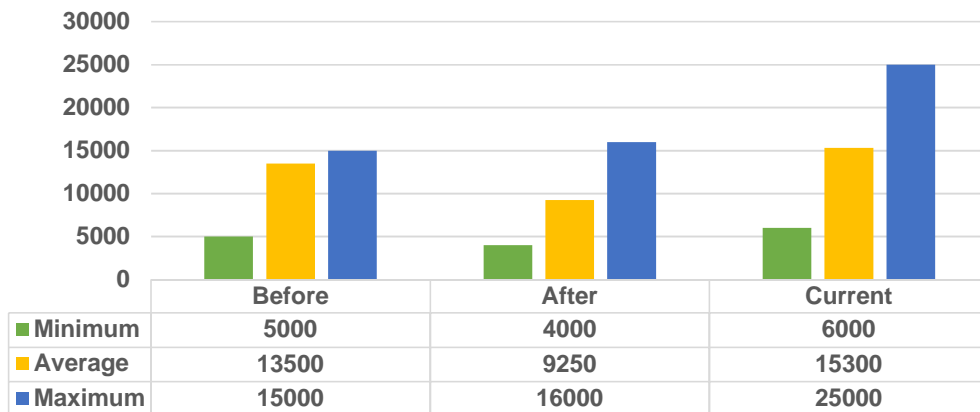


## Income Trends

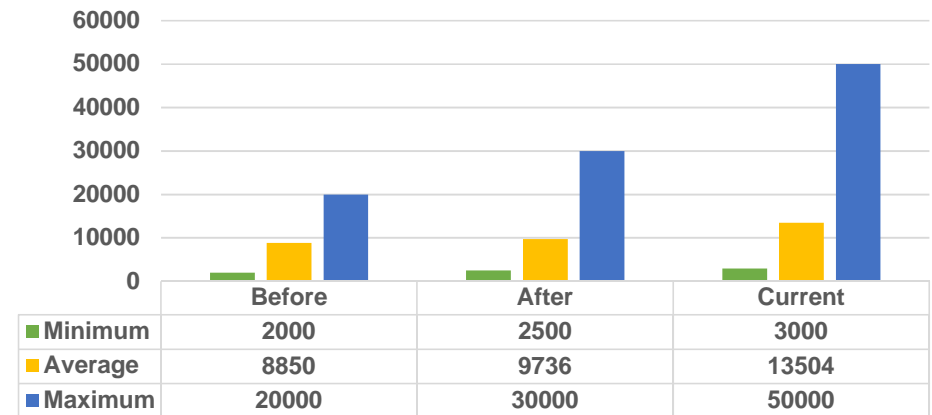
### Average Salary (per month)



### Technical Courses (per month)

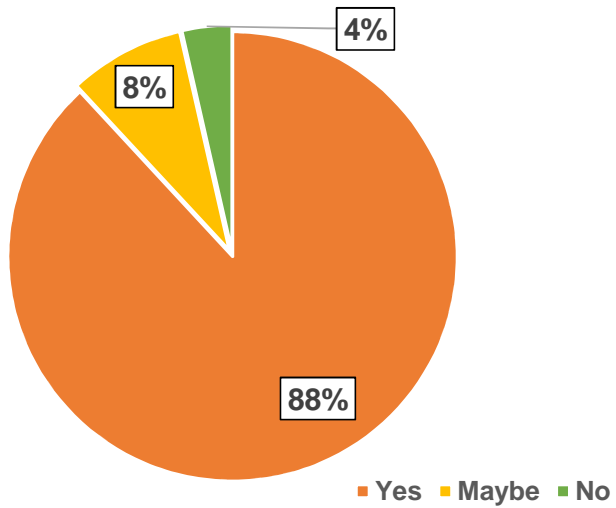


### Non-Technical Courses (per month)

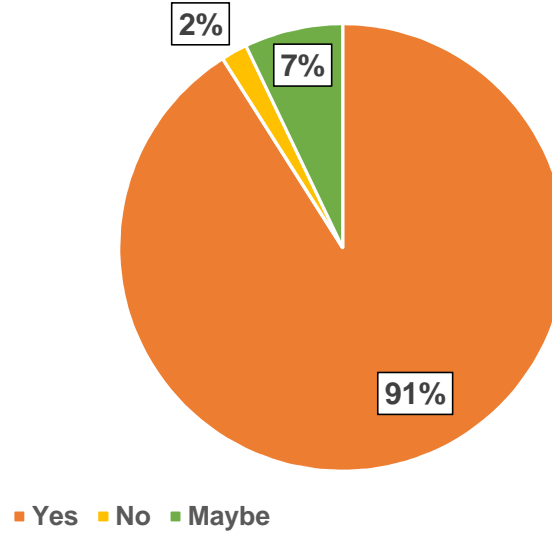


## Employability Skills

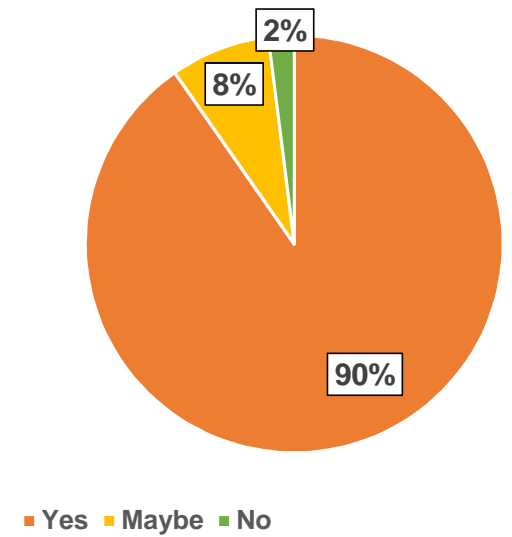
### Gained Relevant Skills



### Improved Communication Skills

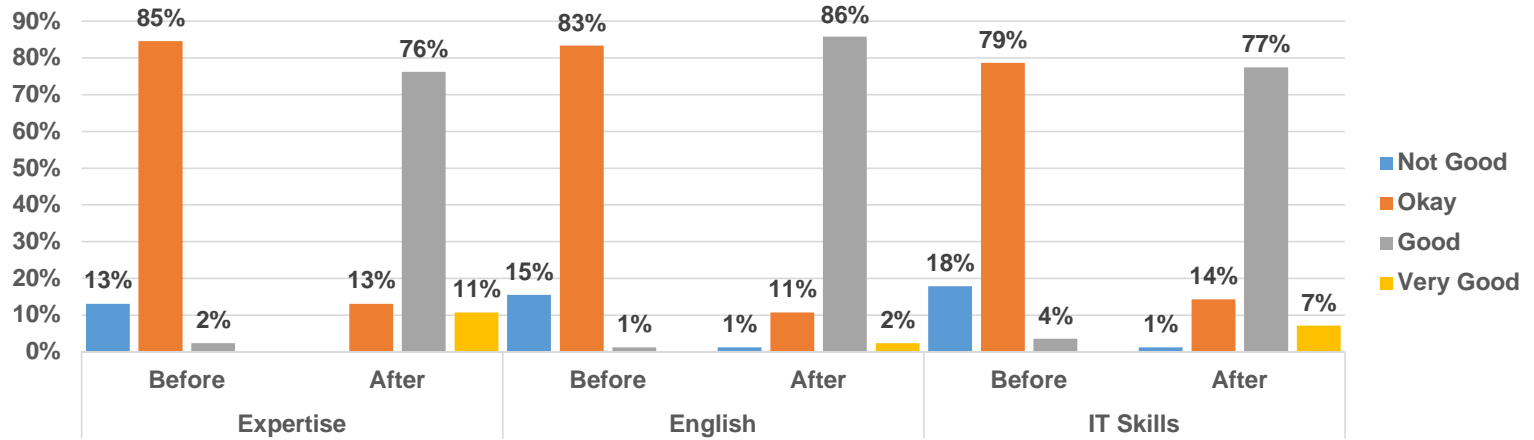


### Improved Self-Confidence

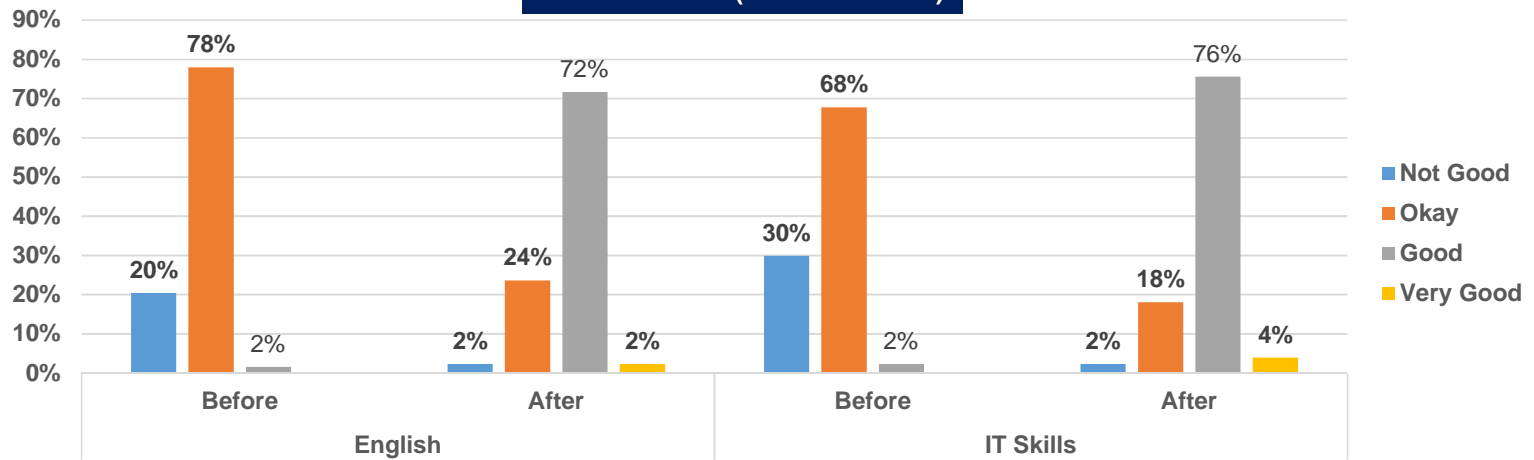


# Employability Skills

## Trend on Skills (similar sector)

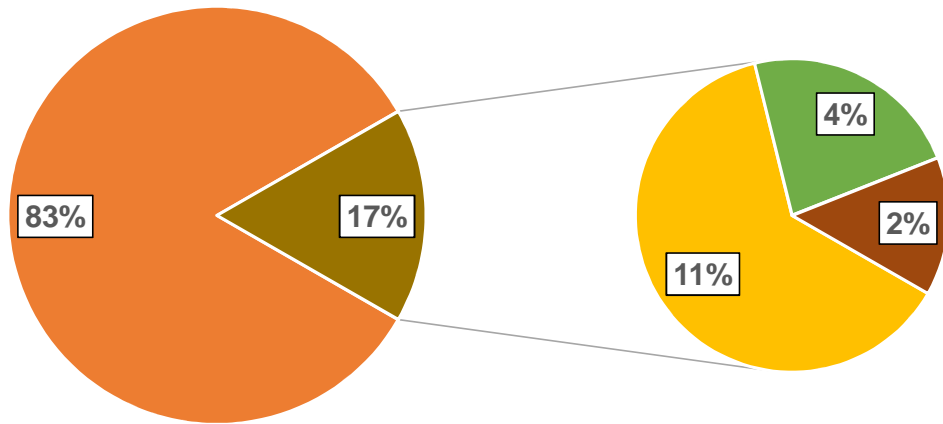


## Trend on Skills (different sector)



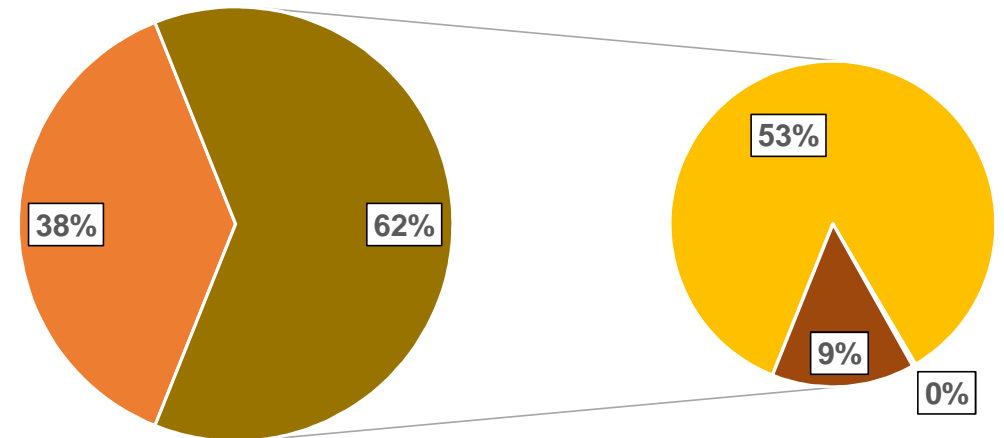
## Career Support

### Counselling Support



- Not provided any counselling
- Counselling was helpful
- Counselling was somewhat helpful
- Not helpful

### Placement Support

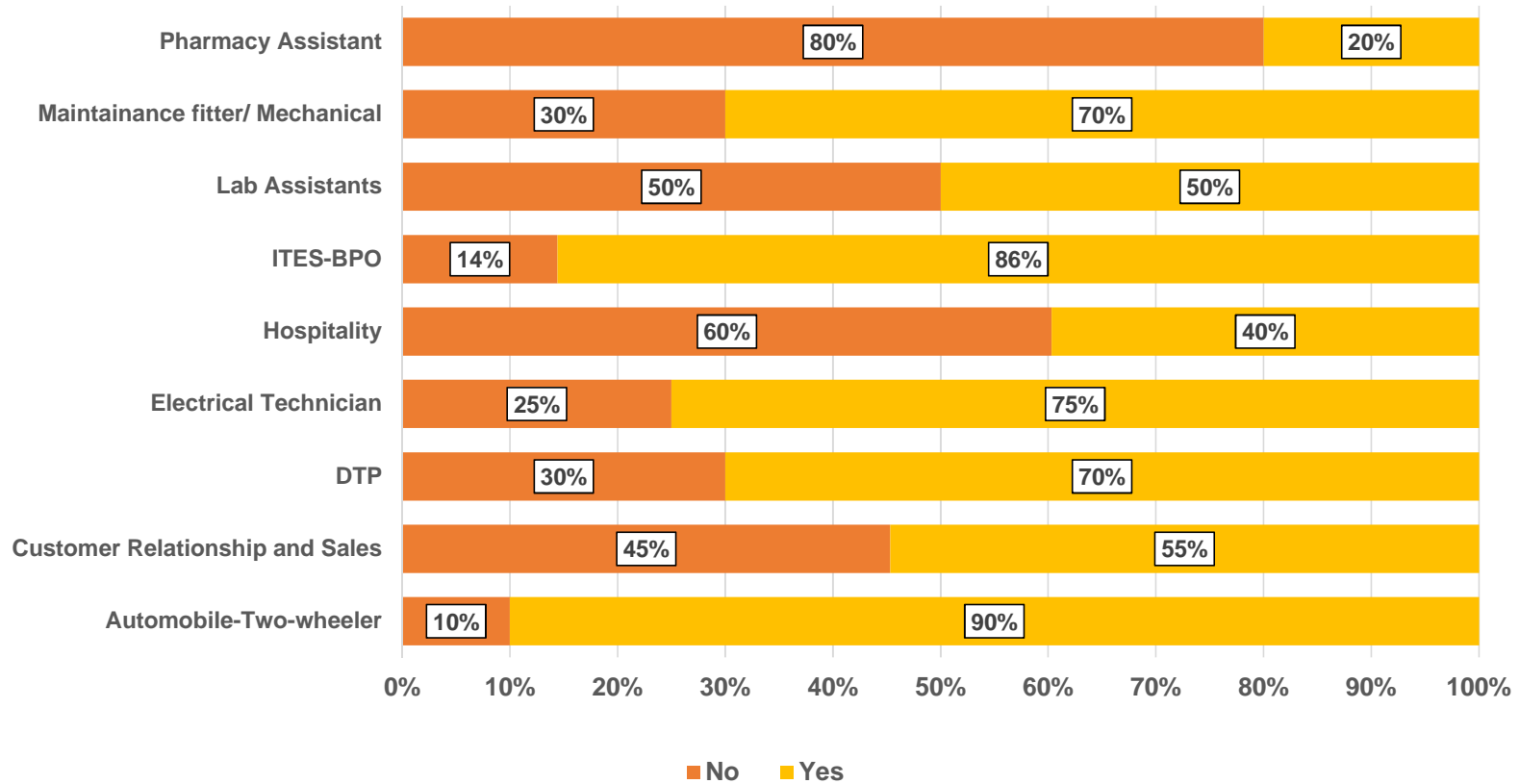


- No job offer
- Job Assistance by SMART Centre
- Some Job Assistance by SMART Centre
- No Job Assistance by SMART Centre



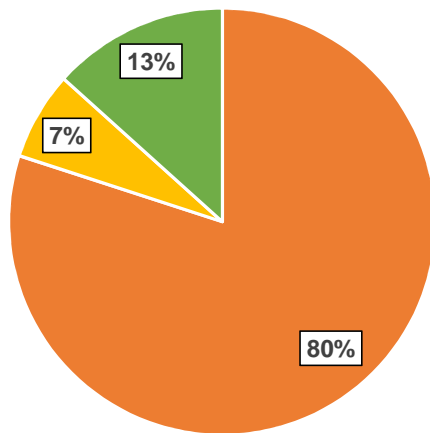
## Career Support

### Received Job Offers (post training)



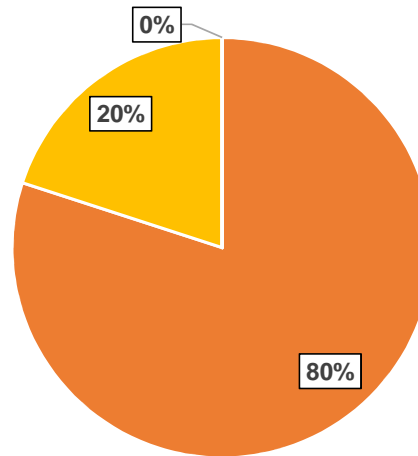
## Employer's Feedback

### Satisfied with SMART candidates



■ Yes ■ Maybe ■ No

### Satisfied with SMART Training



■ Yes ■ Maybe ■ No

- About **43% of employers noted the issue of drop-outs** and their concerns about retaining candidate for a longer duration at the firm.
- Around **50% of the employers replied that they hire candidates from other skill centers** and NGOs.
- Employers suggested that the modules for **personality development and communication skills could be further strengthened** and candidates could also be provided with **more practical exposure**.

**Thank You**

# Contact us

To know more, please visit [www.grantthornton.in](http://www.grantthornton.in) or contact any of our offices as mentioned below:

## NEW DELHI

National Office  
Outer Circle  
L 41 Connaught Circus  
New Delhi 110001  
T +91 11 4278 7070

## GURGAON

21st Floor, DLF Square  
Jacaranda Marg  
DLF Phase II  
Gurgaon 122002  
T +91 124 462 8000

## MUMBAI

9th Floor, Classic Pentagon  
Nr Bisleri factory, Western Express  
Highway  
Andheri (E)  
Mumbai 400099  
T +91 22 6176 7800

## AHMEDABAD

BSQUARE Managed Offices  
7th Floor, Shree Krishna Centre  
Nr. Mithakali Six Roads Navrangpura  
Ahmedabad 380009  
T +91 76000 01620

## HYDERABAD

7th Floor, Block III  
White House  
Kundan Bagh, Begumpet  
Hyderabad 500016  
T +91 40 6630 8200

## NOIDA

Plot No. 19A, 7th Floor  
Sector – 16A  
Noida 201301  
T +91 120 7109 001

## BENGALURU

5th Floor, 65/2, Block A,  
Bagmane Tridib, Bagmane Tech Park, C V  
Raman Nagar,  
Bengaluru - 560093  
T +91 80 4243 0700

## KOCHI

7th Floor, Modayil Centre point  
Warriam road junction  
M.G.Road  
Kochi 682016  
T +91 484 406 4541

## PUNE

3rd Floor, Unit No 309 to 312  
West Wing, Nyati Unitree  
Nagar Road, Yerwada  
Pune- 411006  
T +91 20 6744 8800

## CHANDIGARH

B-406A, 4th Floor  
L&T Elante Office Building  
Industrial Area Phase I  
Chandigarh 160002  
T +91 172 4338 000

## KOLKATA

10C Hungerford Street  
5th Floor  
Kolkata 700017  
T +91 33 4050 8000

## CHENNAI

7th Floor, Prestige Polygon  
471, Anna Salai, Teynampet  
Chennai 600018  
T +91 44 4294 0000

## MUMBAI

16th Floor, Tower II  
Indiabulls Finance Centre  
SB Marg, Elphinstone (W)  
Mumbai 400013  
T +91 22 6626 2600

For more information or for any queries, write to us at [contact@in.gt.com](mailto:contact@in.gt.com)



Follow us @GrantThorntonIN

© 2017 Grant Thornton India LLP. All rights reserved.

"Grant Thornton in India" means Grant Thornton India LLP, a member firm within Grant Thornton International Ltd, and those legal entities which are its related parties as defined by the Companies Act, 2013.

Grant Thornton India LLP (formerly Grant Thornton India) is registered with limited liability with identity number AAA-7677 and has its registered office at L-41 Connaught Circus, New Delhi, 110001.

References to Grant Thornton are to Grant Thornton International Ltd (Grant Thornton International) or its member firms. Grant Thornton International and the member firms are not a worldwide partnership. Services are delivered independently by the member firms.